

RE9/GENIUS/ULTRA INSTRUCTIONS

Improve results with designated products  by applying with the Genius Ultra.

Morning

WITH ULTRA: Using a circular motion, slowly and gently move the Genius Ultra around in overlapping circles over the product.

Evening




1. RE9 Smoothing Facial Cleanser
Cleans, Smooths, Renews Skin
Apply "Pea" sized amount to wet skin and massage face to create suds. Remove with warm cloth.




2. RE9 Regenerating Toner
Improves skin tone/firmness
Lightly spritz a moistened gauze square and wipe over entire face, or spritz directly on face.




 3. RE9 Intensive Renewal Serum
Firms/Lifts skin, Diminishes fine lines
Apply one pump to fingertips and gently massage face and neck with gentle, circular motions.



 (Optional) Intelligence Nourishing Facial Oil
Gently apply 2-3 drops to a clean face and neck. Use once or twice a day, as needed.




 4. RE9 Corrective or Lifting and Contouring Eye Cream
Reduces puffiness/dark circles
Apply "pin-head" size amount to ring finger and dot around your orbital bone and brow bone.



5. RE9 Restorative, Extra Moisture or Lifting and Contouring Cream SPF 20 or Restorative Cream non-SPF
Restores skin's youthful appearance
Apply one pump and gently massage face and neck in circular motion until absorbed. Avoid eye area.



 (Optional) Intelligence Lip Treatment
Pat gently all over clean lips and along the lip contour. Use alone or under lipstick or gloss.



1. RE9 Smoothing Facial Cleanser
Cleans, Smooths, Renews Skin
Apply "Pea" sized amount to wet skin and massage face to create suds. Remove with warm cloth.




2. RE9 Regenerating Toner
Improves skin tone/firmness
Lightly spritz a moistened gauze square and wipe over entire face, or spritz directly on face.




(Optional) Genius Nightly Resurfacing Pads
Improves skin moisture, elasticity, firmness
Use in an upward movement. Wait a few moments so it's deeply absorbed.




 3. RE9 Intensive Renewal Serum
Firms/Lifts skin, Diminishes fine lines
Apply one pump to fingertips and gently massage face and neck with gentle, circular motions.



 (Optional) Intelligence Nourishing Facial Oil
Gently apply 2-3 drops to a clean face and neck. Use once or twice a day, as needed.




 4. RE9 Corrective or Lifting and Contouring Eye Cream
Reduces puffiness/dark circles
Apply "pin-head" size amount to ring finger and dot around your orbital bone and brow bone.



 5. RE9 Night Repair Cream
Supports collagen growth and youthful appearance
Apply "Pea" sized amount and gently face and neck massage until absorbed.



 (Optional) Intelligence Lip Treatment
Pat gently all over clean lips and along the lip contour. Use alone or under lipstick or gloss.

Use as directed for 3 days.

* You must use a sunscreen at all times even in the house when using Genius pads as your skin will be photo sensitive.

FOR NORMAL SKIN: (use package directions)

more info →

FOR SENSITIVE SKIN: Use a small amount (RE9 is concentrated)

DAY 1: CLEANSER + TONER - wait a few minutes to see if sensitivity occurs, and if not, follow with eye cream + day / night cream

DAY 2: CLEANSER + TONER, EYE CREAM + DAY/NIGHT CREAM

DAY 3: CLEANSER + TONER, SERUM, EYE CREAM + DAY/NIGHT CREAM
(The serum is the most active - should be introduced once the skin has had a chance to get used to the RE9 Advanced system)

The Instant Lift Gel is an optional treatment - it can be used at your discretion once your skin is comfortable with the system.

FOR EXTREMELY SENSITIVE SKIN:

Start with the CLEANSER and then add a new product to the routine each day:

DAY 1: CLEANSER, DAY 2: TONER, DAY 3: EYE CREAM, DAY 4: DAY/NIGHT CREAM, DAY 5: SERUM (used after the TONER)

WHAT TO EXPECT

- When you begin using a product that actually works to deep clean the skin, you may experience a few blemishes in the first few days of usage. **This is NORMAL.** The skin is just purging itself of impurities under the surface.
- When you begin using a product that effectively exfoliates dead skin cells, you may experience a little flakiness as old skin is loosened and new cells are brought to the surface.
- You may awaken with an oily shine for the first few days of usage of the Arbonne night cream. After a few uses of the facial scrub, the dead cuticle will be removed and the night cream will be able to penetrate the surface of the skin adding moisture and nutrition to the sub layers of the skin.
- If the RE9 set makes you feel “oily” the first few days, it may mean that you have never felt what it’s like to have pH correct skin. That “moist”, “dewy” feeling is normal – that’s what your skin is supposed to feel like! It’s not necessarily oily; it’s just foreign to you.
- Botanically-based, effective skin care may be new to you and your skin. Use your products exactly as directed for the length of time your consultant advises and then evaluate the results.